


Home Front Outdoor Play

THE **VERY BEST** IN OUTDOOR PLAYGROUNDS



2022

Home Front Jungle Gyms

More and more families are discovering the advantages of having their own back garden climbing frame. They can see that their children benefit from the play value, physical development and social interaction they get from their jungle gym. But more than this, we know that children often use these structures as a focal point for their imagination play. So even when they are not swinging or sliding the clubhouse might be a fairy castle, a fort, a spaceship or almost anything else the game requires.

But not all outdoor play equipment is the same – and we think it is essential to make the right choice when deciding on this important investment.

Choosing a system to last

If you are comparing play equipment from several suppliers we suggest that you check their features and specification against ours. You want to buy equipment which will not be too small or too flimsy for older children to use. Even if yours are small now, they will grow and demand more and more challenging activities.

One thing you can be sure of – a Home Front system will last through their childhood and beyond.

“... not all outdoor play equipment is the same – it is essential to make the right choice...”

Quality and strength

Home Front have been providing outdoor play equipment for more than 15 years, and there are now thousands of systems like these in gardens up and down the country. Many have also been used in schools, pubs and nurseries where their exceptional strength and durability have stood the test of time.

All the units you can see on these pages are manufactured in our own factory in Wiltshire and have been carefully designed and built to offer the best quality and value on the market today.

We hope you can find something from this catalogue that will be right for your family: our tremendous range and extensive options list means that we are normally able to satisfy most requirements. If you don't find exactly what you are looking for, our collection of expert retail partners will be able to offer helpful advice and guidance.

“...all the units you can see on these pages are manufactured in our own factory in Wiltshire...”

Home Front Jungle Gyms – Key Features

Safe and solid construction details:

- 4x4 for clubhouse posts
- 6x2 four-way deck joists
- Massive 6x4 swing beams
- Wood on wood construction for double security
- Wall units with planks inside rails, not screwed on the outside
- Double 4x4 swing support
- Commercial quality swing hangers
- Recessed, stainless steel hardware
- Swings on chains for longer life
- Extra thick vinyl tent tops
- Heavy duty swing seats
- Fully rounded timber edges
- Round easy-climb ladder rungs
- Thick, soft-feel cargo net rope
- All deck and bridge planks in 2x6

“...the best quality and value on the market today...”



Six simple steps to your outdoor play system

TELL US WHAT YOU'D LIKE

Provide us with your wish list and we will do the rest. Key things to consider are space available, "must-haves" and budget.



PEN TO PAPER

We design to your brief and put together a set that meets your constraints and wishes for the perfect playground.



AMEND OR APPROVE

The final sign off before we get to work, tell us if we've hit the mark.



WE BUILD IT

None of our climbing frames are mass-produced, with each one carefully designed and configured – just the way you want it.



INSTALLATION

Feeling handy? Or would you prefer to take the stress out of the whole process? – We offer an installation service to most areas – just ask!

5



The moment they've been waiting for.

6 **PLAY TIME!**



1



Tell us what you want

What's on your mind?
Don't forget to tell us:

- Space
- Budget
- Must-haves

2



Pen to paper

We work from your information to design your perfect playground.

3



Amend or approve

Want some changes? No problem – we can tweak the design until you're happy.

4



We build it

You sign it off. We get to work. Our sets aren't mass produced – it's all done by hand, by us.

5



Installation

It's up to you – we can install, or you can DIY!

6



Play time!

Off you go!

Monkey Climber

£1590

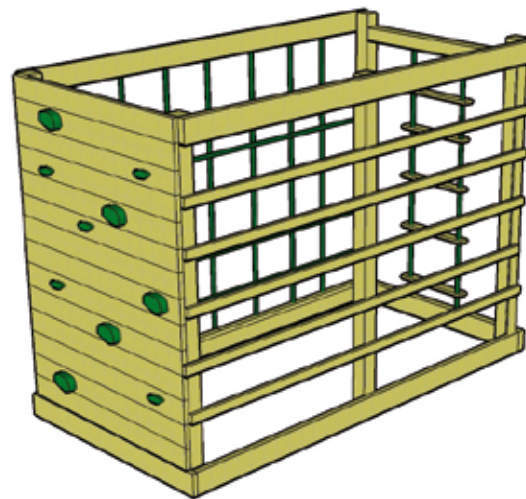
Our take on the classic climbing frame. Compact enough to fit most gardens, the Monkey Climber still has lots of climbing activity – base package features full length net and ladder walls, a rope ladder, rock wall, and climbing rope.

Choose your own version from one of the suggested configurations here.



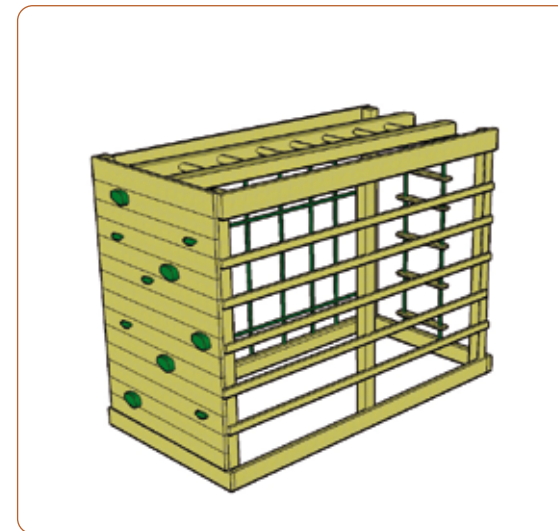
The base climber with the addition of a monkey bar.

Price as shown £1810



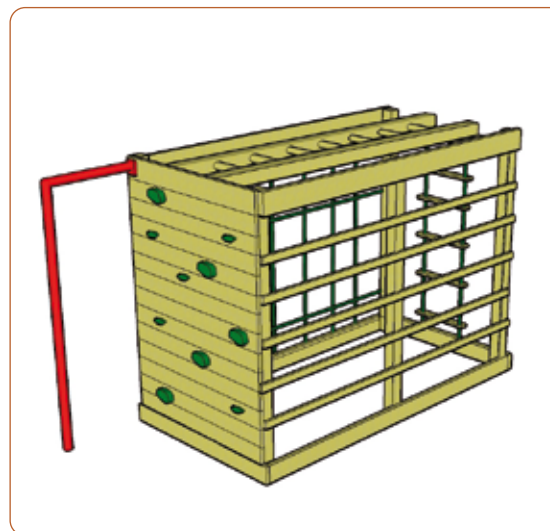
Monkey Climber base.

Price as shown £1590



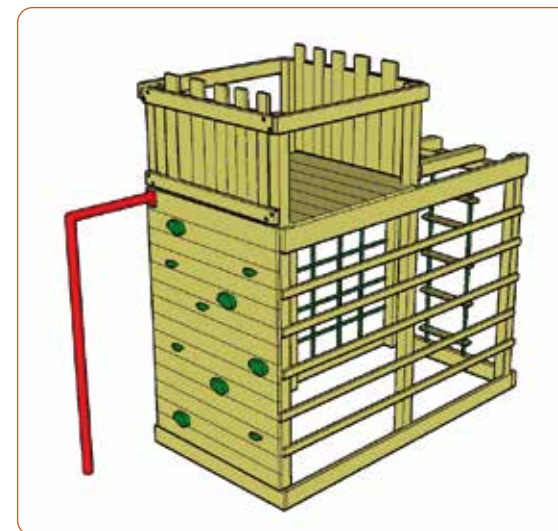
Monkey Climber with overhead monkey bar.

Price as shown £1810



Monkey Climber with overhead monkey bar and firepole.

Price as shown £1909



Monkey Climber with fort top plus overhead monkey bar and firepole.

Price as shown £2804



Monkey Climber with fort top plus super slide, overhead monkey bar and firepole.

Price as shown £3699

Item	item price
Monkey Climber Base	£1590
Overhead Monkey Bar	£220
Firepole	£99
Fort Top including two walls	£895
Super Slide	£895
Extra Wall/half wall	£195



A fully loaded Monkey Climber complete with fort top, super slide, overhead monkey bar – plus the addition of an optional half wall.

Price as shown £3894

Canyon Adventurer

£1430

With its 1.2m deck height, the Canyon Adventurer suits the younger members of your family. It still has a generous 1.2m square deck and is built solidly enough to take any number of children. Base package includes two walls and a heavy duty vinyl tent top. There are some pre-planned packages on the next page or you can create your layout to suit your space and family.



Based on Package #1 but with a rock wall instead of a cargo net.

Price as shown £2954



With only limited space available, this Canyon system has an extra wall to close off the back, two ladders, a firepole, climb rope and steering wheel.

Price as shown £1924



This Canyon system has the two-position swing beam option with two sling swings.

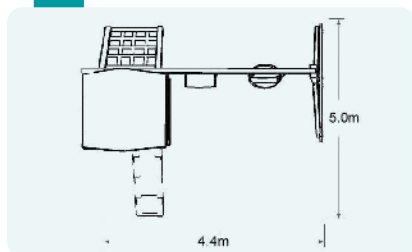
Price as shown £2665

Canyon Adventurer Pre-planned Packages 1-3 | European Safety Standards require a minimum of 2m around all outdoor play equipment

Package
1



Plan

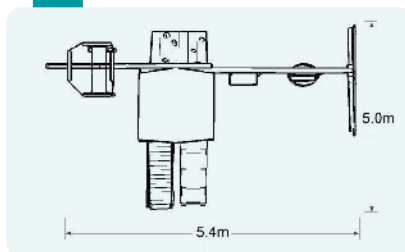


Package #1	item price
Canyon Adventurer Clubhouse	£1430
Ladder	£175
2.5m Wave Slide	£150
Cargo Net	£260
Two-position Swing beam	£570
Sling Swing	£40
Infant Swing	£69
TOTAL	£2694

Package
2



Plan

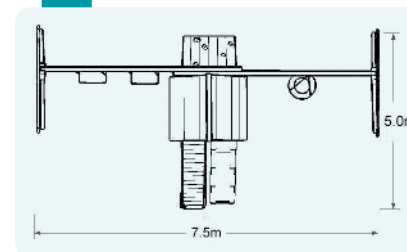


Package #2	item price
Canyon Adventurer Clubhouse	£1430
Gangplank	£545
2.5m Wave Slide	£150
Rock Wall	£520
Two-position Swing beam	£570
Sling Swing	£40
Infant Swing	£69
One-position Swing Beam	£170
Duo Glider	£165
TOTAL	£3659

Package
3



Plan



Package #3	item price
Canyon Adventurer Clubhouse	£1430
Gangplank	£545
2.5m Wave Slide	£150
Rock Wall	£520
Two-position Swing beam	£570
Tyre Swing and Beam	£750
Wood Roof Upgrade	£365
Two Sling Swings	£80
TOTAL	£4410

Canyon Twin Adventurer

Canyon Adventurer Twin – use two Canyon clubhouses together with a bridge or monkey bar connector and more than double the fun. Choice of layouts and even more options to add accessories.



Construct your own system from the choice of accessories on pages 29 - 34 or choose from one of the pre-planned packages here.



This version has two clubhouses connected by a bridge plus cargo net, ladder, slide and one-position swing beam with sling swing.

Price as shown £4650



Used in a pre-school with grass mats surfacing, this example has a gangplank, two slides, ladder, steps, two-position swing beam with two sling swings (not shown) and wood roof upgrade. Two steering wheels and two telescopes complete the set up.

Price as shown £6646



Two clubhouses and bridge, plus two-position swing beam with two sling swings, ladder, slide, cargo net and all finished off with a firepole, steering wheel and telescope.

Price as shown £5227



Another pre-school with wet pour surface. Two bottom clubhouses, gangplank, cargo net, ladder, two steering wheels, telescope and slide.

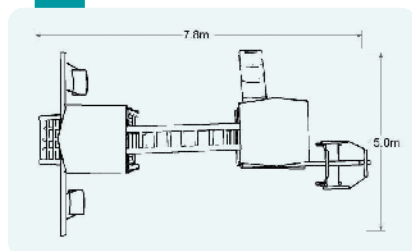
Price as shown £7022

Canyon Adventurer Twin Pre-planned Packages 1-3 | European Safety Standards require a minimum of 2m around all outdoor play equipment

Package
1



Plan

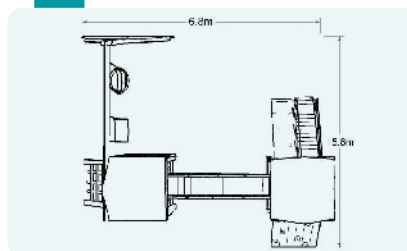


Package #1	item price
Two Canyon Adventurer Clubhouses	£2860
Ladder	£175
2.5m Wave Slide	£150
Cargo Net	£260
Monkey Bar Connector with Access Ladders	£815
1+1 Swing Beam	£225
One-position Swing Beam	£170
Two Sling Swings	£80
Duo Glider	£165
TOTAL	£4900

Package
2



Plan

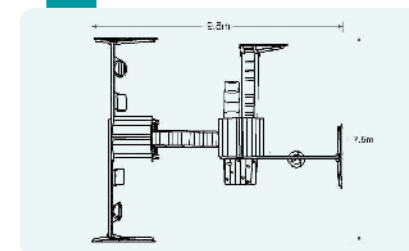


Package #2	item price
Two Canyon Adventurer Clubhouses	£2860
Gangplank	£545
2.5m Wave Slide	£150
Cargo Net	£260
Rock Wall	£520
Bridge	£995
Two-position Swing Beam	£570
Infant Swing	£69
Sling Swing	£40
<i>Less Wall Unit</i>	<i>- £195</i>
TOTAL	£5814

Package
3



Plan



Package #3	item price
Two Canyon Adventurer Clubhouses	£2860
Ladder	£175
2.5m Wave Slide	£150
Rock Wall	£520
Bridge	£995
Monkey Bar	£535
2x Two-position Swing Beams	£1140
Infant Swing	£69
Toddler Swing	£69
Two Sling Swings	£80
Tyre Swing Beam	£750
2x Wood Roof Upgrades	£730
TOTAL	£8073

Jungle Adventurer

£1465

Our most popular model, the Jungle Adventurer has the same 1.2m square playdeck as the Canyon but at 1.5m in height. This means all the accessories are scaled up to provide challenging sliding and climbing. Base package comprises two walls and heavy duty vinyl tent top. Choose a set from the next pages (14 - 15) or be inspired by what others have done on these pages.



This model has a bottom clubhouse, ladder beam with duo glider and infant swing. Also featured is a wave slide, ladder, rock wall and wood roof upgrade. A telescope and steering wheel add a bit of fun at the top of the clubhouse.

Price as shown £4762



A package #6 with the tyre swing removed and a firepole added. A duo glider and toddler swing hang from the ladder beam and a pair of handles have been added to help younger children on the ladder.

Price as shown £4578



Package #4 with an infant swing replacing one of the sling swings. Note the option of a half wall at the end of the ladder beam to allow access from the deck. Please specify when ordering.

Price as shown £3580



This is like a standard package #2 with no firepole. Due to space restrictions the swing beam is on the front posts and the cargo net is on the side.

Price as shown £3455



Jungle package with a two-position swing beam with a sling and infant swing, bottom clubhouse, firepole, slide and ladder.

Price as shown £3868



A Jungle Adventurer with a base fort option. Ladder beam (plus extra full wall), flat swing, toddler swing, steps, ladder and wood roof upgrade.

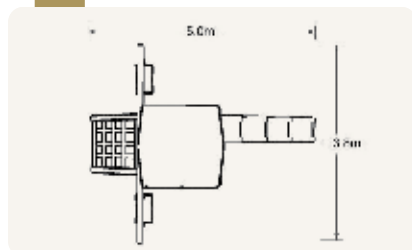
Price as shown £4894

Jungle Adventurer Pre-planned Packages 1-6

Package
1

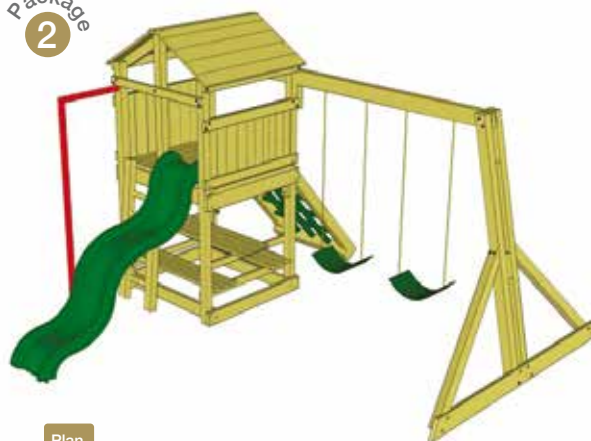


Plan

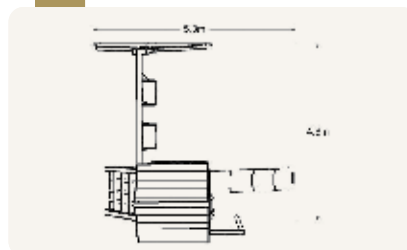


Package #1	item price
Jungle Adventurer Clubhouse	£1465
Ladder	£175
3m Wave Slide	£200
Cargo Net	£260
1+1 Swing Beam	£225
Two Sling Swings	£80
TOTAL	£2405

Package
2



Plan

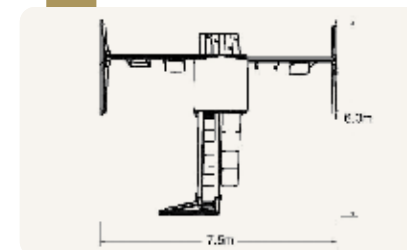


Package #2	item price
Jungle Adventurer Clubhouse	£1465
Ladder	£175
3m Wave Slide	£200
Cargo Net	£260
Two-position Swing Beam	£570
Two Sling Swings	£80
Firepole	£99
In-Club Picnic Table	£340
Wood Roof Upgrade	£365
TOTAL	£3554

Package
3



Plan



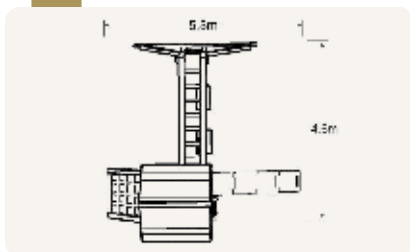
Package #3	item price
Jungle Adventurer Clubhouse	£1465
Ladder	£175
3m Wave Slide	£200
Rock Wall	£570
2x Two-position Swing Beams	£1140
Two Sling Swings	£80
Toddler Swing	£69
Trapeze Bar Combo	£45
Monkey Bar	£535
TOTAL	£4279

European Safety Standards require a minimum of 2m around all outdoor play equipment

Package
4



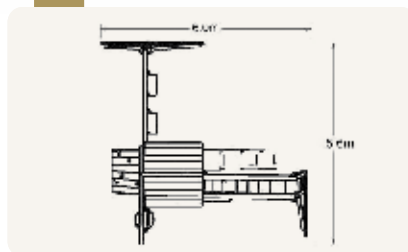
Plan



Package
5



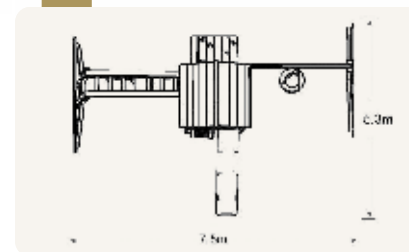
Plan



Package
6



Plan



Package #4	item price
Jungle Adventurer Clubhouse	£1465
Ladder	£175
3m Wave Slide	£200
Cargo Net	£260
Ladder Beam	£775
Two Sling Swings	£80
In-Club Picnic Table	£340
Wood Roof Upgrade	£365
TOTAL	£3660

Package #5	item price
Jungle Adventurer Clubhouse	£1465
Ladder	£175
3m Wave Slide	£200
Rock Wall	£520
Two-position Swing Beam	£570
One-position Swing Beam	£170
Two Sling Swings	£80
Infant Swing	£69
Firepole	£99
Bottom Clubhouse	£990
Monkey Bar	£535
Wood Roof Upgrade	£365
TOTAL	£5238

Package #6	item price
Jungle Adventurer Clubhouse	£1465
Ladder	£175
3m Wave Slide	£200
Rock Wall	£520
Tyre Swing Beam	£750
Ladder Beam	£775
Two Sling Swings	£80
Bottom Clubhouse	£990
Wood Roof Upgrade	£365
TOTAL	£5320

Jungle Twin Adventurer

Jungle Adventurer Twin – like the Canyon Twin but using the taller Jungle clubhouse bases. See pages 29 - 34 for accessories list.



Tucked into the corner of the garden is this Jungle Adventurer Twin with tyre swing and ladder beam; plus rock wall, gangplank, wave slide and in-club picnic table. Other accessories include a telescope, infant swing and toddler swing.

Price as shown £7942



With a long, narrow space this system was designed with all the features in a line. From the far end: a rock wall, firepole, bridge connector, tic tac toe panel, ladder and super slide.

Price as shown £5754



This Jungle Twin has a bridge connection, slide, ladder, firepole and cargo net. On the two-position swing beam we've put a toddler swing and a sling swing, and on the one-position beam there's a trapeze bar combo. Under the clubhouses there is a timber sandbox cover and a bottom clubhouse. Wood roof upgrades complete the set.

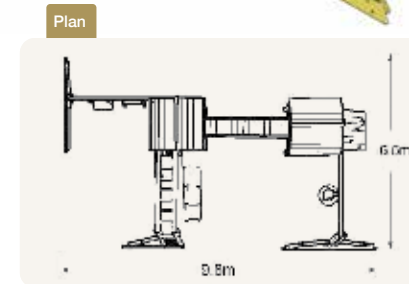
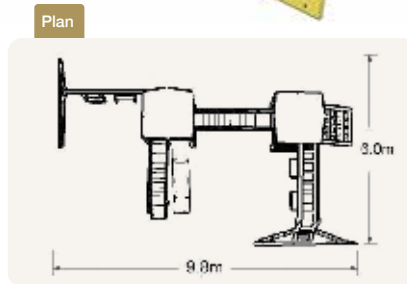
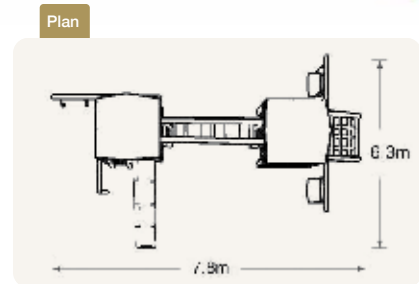
Price as shown £7623



A Jungle Twin with two slides but no swings. One clubhouse has the open spiral slide and rock wall, the other has a wave slide, ladder, bottom clubhouse and cargo net. Wood roof upgrades complete the unit.

Price as shown £7395

Jungle Adventurer Twin Pre-planned Packages 1-3 | European Safety Standards require a minimum of 2m around all outdoor play equipment



Package #1	item price
Two Jungle Adventurer Clubhouses	£2930
Ladder	£175
3m Wave Slide	£200
Cargo Net	£260
Monkey Bar Connector with Access Ladders	£815
1+1 Swing Beam	£225
One-position Swing Beam	£170
Two Sling Swings	£80
Trapeze Bar Combo	£45
Firepole	£99
TOTAL	£4999

Package #2	item price
Two Jungle Adventurer Clubhouses	£2930
Gangplank	£545
3m Wave Slide	£200
Cargo Net	£260
Bridge	£995
In-Club Picnic Table	£340
Ladder Beam	£775
Two-position Swing Beam	£570
Two Sling Swings	£80
Trapeze Bar Combo	£45
Toddler Swing	£69
TOTAL	£6809

Package #3	item price
Two Jungle Adventurer Clubhouses	£2930
Ladder	£175
3m Wave Slide	£200
Rock Wall	£520
Bridge	£995
Monkey Bar	£545
Bottom Clubhouse	£990
In-Club Picnic Table	£340
Tyre Swing Beam	£750
Two-position Swing Beam	£570
Sling Swing	£40
Trapeze Bar Combo	£45
Firepole	£99
Wood Roof Upgrade	£730
TOTAL	£8929

Mountain Adventurer

£2930

With two playdecks at 1.5m and 2.1m, the Mountain Adventurer allows your young explorers to scale the heights. The 1.5m deck is the base camp, then a mini ladder gives access to the summit. Here you can fit either of our two longer slides or a super high rock wall or cargo net. The standard set includes four walls and two heavy duty vinyl tent tops. Here are some examples we have already built – or pick from one of the packages on the next pages. Like all our systems you can customise the layout to suit your needs.



A Mountain Adventurer with super slide, ladder beam with sling swing and trapeze bar combo, firepole (silver special order), ladder, super high rock wall and timber sandbox cover.

Price as shown £5899



This package has the enclosed spiral slide, bottom clubhouse and super high rock wall on the taller deck, plus a ladder, slide and cargo net. On the two-position swing beam there is a sling swing and toddler swing.

Price as shown £6838



This unit features the 4.4m super slide plus a cargo net and a super height rock wall mounted on the rear, a ladder beam with two sling swings, bottom clubhouse and wood roof upgrades.

Price as shown £7220



This Mountain Adventurer has a monkey bar, ladder, firepole, bottom clubhouse, in-club picnic table, super high rock wall, 4.4m super slide, wood roof upgrades and a two-position swing beam with two flat seats. At the back there is a one-position swing beam with gym rings.

Price as shown £7589



With stunning views from the top deck, this is an almost standard package #5 with a toddler swing replacing one of the sling swings.

Price as shown £8429



With a selection of brightly coloured accessories, a Mountain Adventurer with enclosed spiral slide, bottom clubhouse, cargo net, ladder, wood roof upgrade and ladder beam with two sling swings.

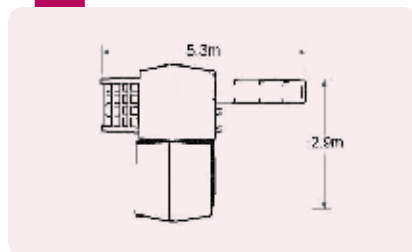
Price as shown £6935

Mountain Adventurer Pre-planned Packages 1-6

Package
1



Plan

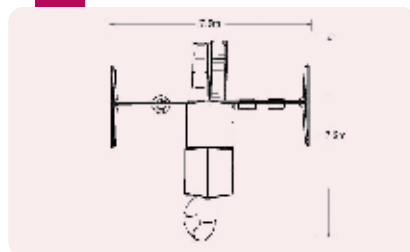


Package #1	item price
Mountain Adventurer Clubhouse	£2930
3m Wave Slide	£200
Ladder	£175
Cargo Net	£260
TOTAL	£3565

Package
2

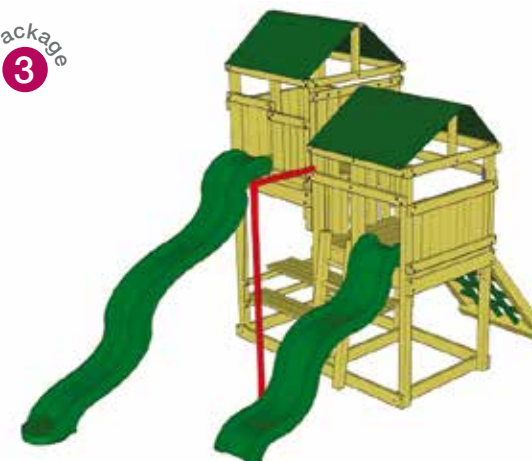


Plan

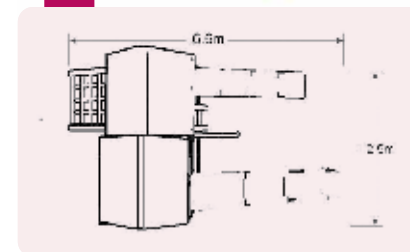


Package #2	item price
Mountain Adventurer Clubhouse	£2930
3m Wave Slide	£200
Gangplank	£545
Two-position Swing Beam	£570
Tyre Swing Beam	£750
Enclosed Spiral Slide	£995
Two Sling Swings	£80
Wall Unit	£195
TOTAL	£6265

Package
3



Plan



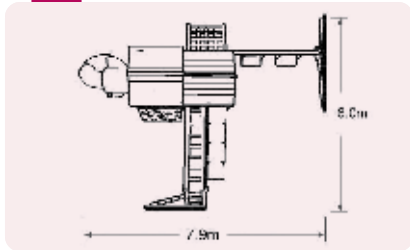
Package #3	item price
Mountain Adventurer Clubhouse	£2930
3m Wave Slide	£200
Ladder	£175
Cargo Net	£260
Firepole	£99
4.4m Super Slide	£895
In-Club Picnic Table	£340
TOTAL	£4899

European Safety Standards require a minimum of 2m around all outdoor play equipment



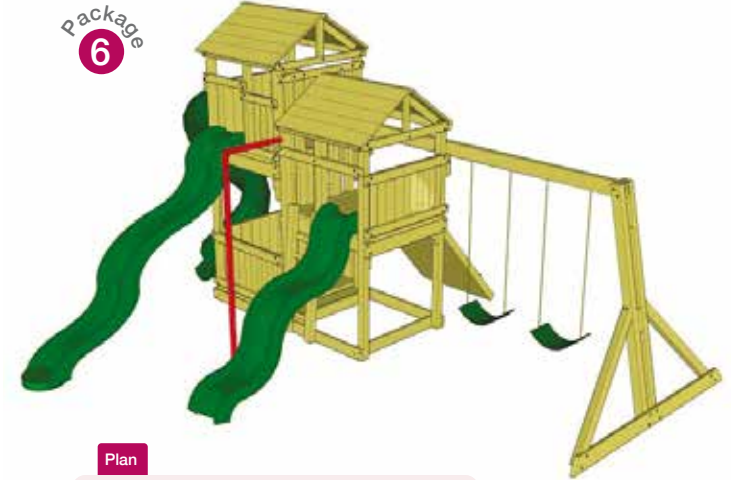
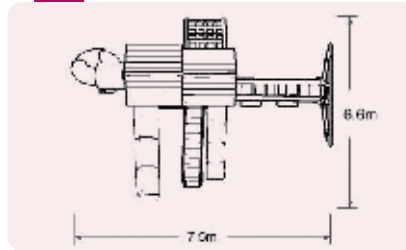
Package
4

Plan



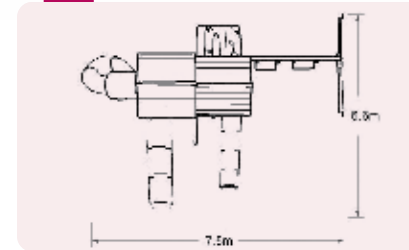
Package
5

Plan



Package
6

Plan



Package #4	item price
Mountain Adventurer Clubhouse	£2930
3m Wave Slide	£200
Ladder	£175
Cargo Net	£260
Monkey Bar	£535
Super Height Rock Wall	£590
Enclosed Spiral Slide	£995
In-Club Picnic Table	£340
Two-position Swing Beam	£570
Two Sling Swings	£80
Wood Roof Upgrade	£730
Less Wall Unit	- £195
TOTAL	£7210

Package #5	item price
Mountain Adventurer Clubhouse	£2930
3m Wave Slide	£200
Gangplank	£545
Cargo Net	£260
4.4m Super Slide	£895
Enclosed Spiral Slide	£995
Bottom Clubhouse	£990
Ladder Beam	£775
Two Sling Swings	£80
Wood Roof Upgrade	£730
TOTAL	£8401

Package #6	item price
Mountain Adventurer Clubhouse	£2930
3m Wave Slide	£200
Ladder	£175
Rock Wall	£520
4.4m Super Slide	£895
Enclosed Spiral Slide	£995
Bottom Clubhouse	£990
Two-position Swing Beam	£570
Two Sling Swings	£80
Firepole	£99
Wood Roof Upgrade	£730
TOTAL	£8184

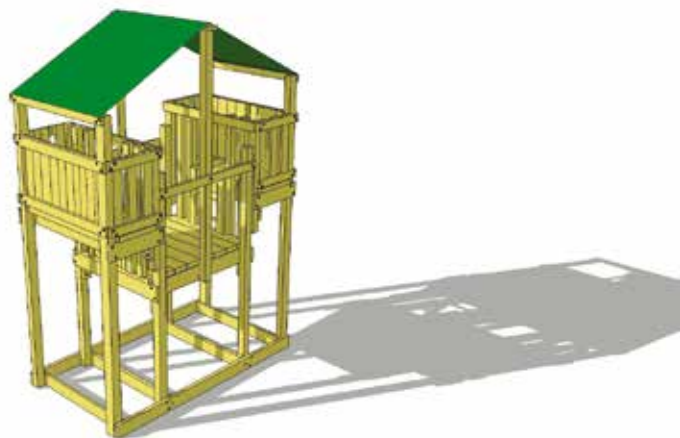
Lunar Adventurer

£3795

Young astronauts will appreciate the multi-stage features of our Lunar Adventurer. Launch pad is the 1.5m deck which can be reached by any of our standard accessories (ladder, gangplank, cargo net, rock wall etc) – then it's onwards and upwards to one of two play decks at 2.1m.

With slatted walls to give a great view of mother earth below, these decks are designed for any of the taller accessories – why not enjoy re-entry via our enclosed spiral slide or straight super slide?

Standard package comes with heavy duty vinyl tent top plus two standard walls and four mini slatted walls.



Here is a Lunar Adventurer with two slides (3m wave slide and super slide), ladder, cargo net and wood roof upgrade.

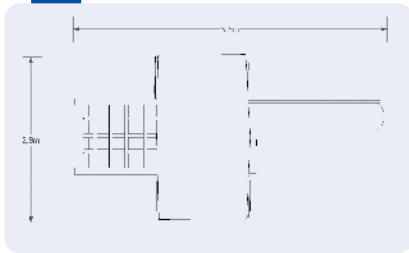
Price as shown £5755

Lunar Adventurer Pre-planned Packages 1-3 | European Safety Standards require a minimum of 2m around all outdoor play equipment

Package
1

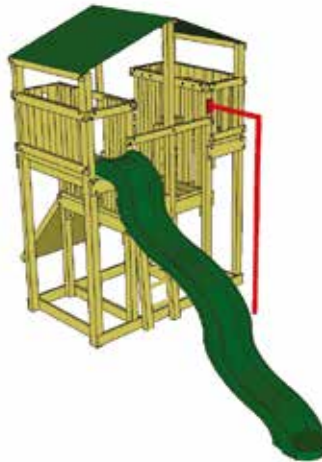


Plan

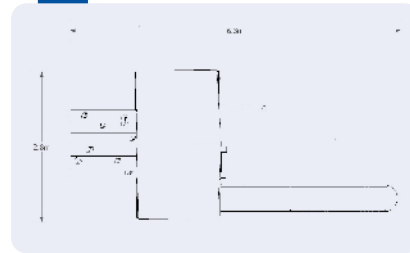


Package #1	item price
Lunar Adventurer Clubhouse	£3795
3m Wave Slide	£200
Ladder	£175
Cargo Net	£260
TOTAL	£4430

Package
2

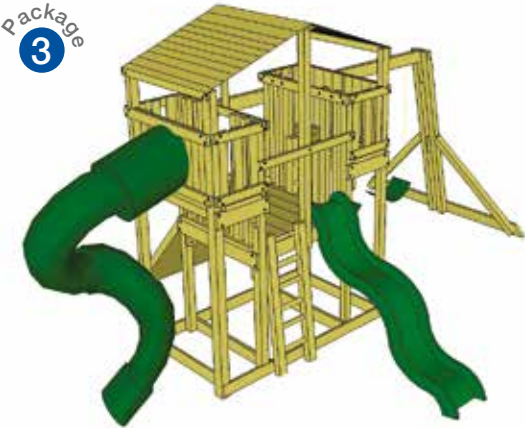


Plan

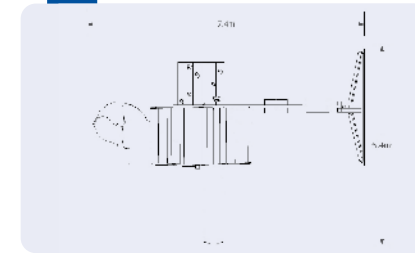


Package #2	item price
Lunar Adventurer Clubhouse	£3795
Ladder	£175
Firepole	£99
Rockwall	£520
4.4m Super Slide	£895
TOTAL	£5484

Package
3



Plan



Package #3	item price
Lunar Adventurer Clubhouse	£3795
3m Wave Slide	£200
Ladder	£175
Rock wall	£520
Enclosed Spiral Slide	£995
Two-position swing beam	£570
Two sling swings	£80
Wood roof upgrade	£430
TOTAL	£6765

Cosmic Adventurer

Combine a Mountain Adventurer clubhouse with any number of Jungle Adventurers to create the biggest and the best play area on the planet - or beyond. With bridge or monkey bar connections, the Cosmic Adventurer offers a huge number of layout options and the scope to add as many accessories as you can ever need. And just like all of our jungle gyms you can continue adding to any system at a later date provided space allows.



Set as an “L” shape the two Jungle Adventurers are joined to the Mountain with a bridge and a monkey bar connector; there is also a gangplank, cargo net, firepole, bottom clubhouse, wave slide, enclosed spiral slide, two-position swing beam with sling swing and toddler swing plus a one-position beam with trapeze combo. It is all finished off with a steering wheel and telescope, plus the wood roof upgrade.

Price as shown £13151



A Mountain clubhouse and a Jungle linked by a bridge plus cargo net, rock wall, gangplank, firepole, bottom clubhouse and three slides – super slide, enclosed spiral and standard wave slide. On the swing beam there is a duo glider and a sling swing. A telescope and steering wheel complete the accessories.

Price as shown £11232

“..like all our jungle gyms, you can continue adding to any system at a later date, provided space allows..”



An installation with two Jungle Adventurers connected to the Mountain clubhouse with two bridges; plus two bottom clubhouses, gangplank, 3m wave slide, enclosed spiral slide, cargo net, rock wall, firepole, tyre swing, one-position beam with trapeze bar and completed by wood roof upgrades (although the lower deck on the Mountain has been left open).

Price as shown £14509



Also with the wood roof upgrades, this equipment has the single Jungle Adventurer and bridge connection, two bottom clubhouses, gangplank, wave slide, enclosed spiral slide, bubble panel, rock wall, 2x two-position swing beams with a bench swing and two sling swings plus two steering wheels and two telescopes.

Price as shown £13533



Set along the back of a garden, a slightly smaller Cosmic Adventurer with super slide, gangplank, firepole, bottom clubhouse, cargo net, ladder, rock wall and ladder beam plus one-position swing beam. There are two flat seats and a trapeze bar combo on the swing beams and a telescope on the top deck.

Price as shown £10003

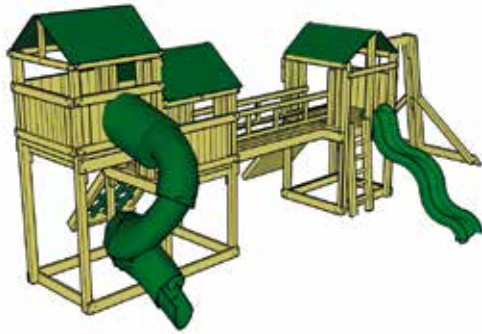


These two Jungle Adventurers use bridges to connect to the main Mountain clubhouse; then they feature a rock wall, cargo net, two bottom clubhouses, in-club picnic table, gangplank, ladder, firepole, wave slide, enclosed spiral slide and wood roof upgrade.

Price as shown £14424

Cosmic Adventurer Pre-planned Packages 1-4

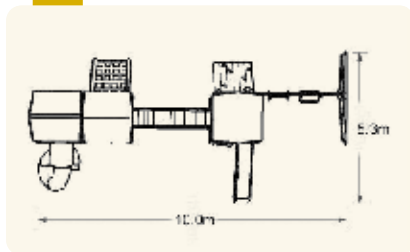
Package
1



↔ Reverse Angle



Plan

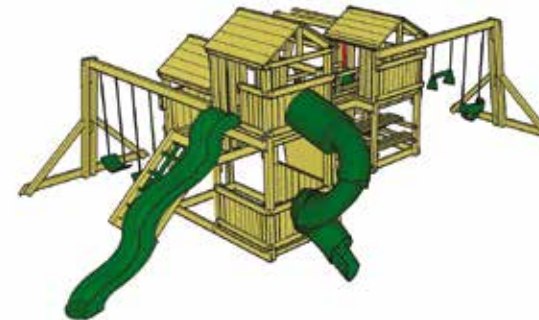


Package #1	item price
Mountain Adventurer Clubhouse	£2930
Jungle Adventurer Clubhouse	£1465
Bridge	£995
3m Wave Slide	£200
Enclosed Spiral Slide	£995
Ladder	£175
Rock Wall	£520
Cargo Net	£260
Two-position Swing Beam	£570
Sling Swing	£40
Trapeze Combo	£85
Less Wall Unit	- £195
TOTAL	£8040

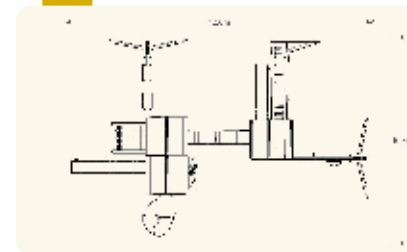
Package
2



↔ Reverse Angle



Plan



Package #2	item price
Mountain Adventurer Clubhouse	£2930
Jungle Adventurer Clubhouse	£1465
Bridge	£995
3m Wave Slide	£200
Enclosed Spiral Slide	£995
4.4m Super Slide	£895
Ladder	£175
Super Height Rock Wall	£590
Cargo Net	£260
In-Club Picnic Table	£340
Bottom Clubhouse	£990
Monkey Bar	£535
2x Two-position Swing Beams	£1140
Two Sling Swings	£80
Trapeze Combo	£45
Toddler Swing	£69
Firepole	£99
3x Wood Roof Upgrades	£1095
TOTAL	£12898

European Safety Standards require a minimum of 2m around all outdoor play equipment

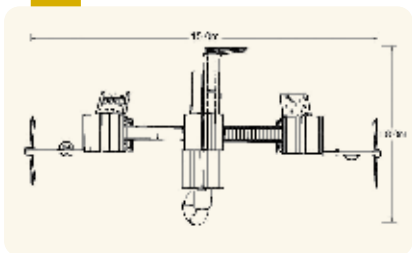
Package 3



Reverse Angle




Plan



Package #3	item price
Mountain Adventurer Clubhouse	£2930
2x Jungle Adventurer Clubhouses	£2930
2x Bridges	£1990
3m Wave Slide	£200
Enclosed Spiral Slide	£995
Ladder	£175
Rock Wall	£520
Cargo Net	£260
In-Club Picnic Table	£340
Bottom Clubhouse	£990
Monkey Bar	£535
Two-position Swing Beam	£570
Tyre Swing Beam	£750
Trapeze Combo	£45
Toddler Swing	£69
Firepole	£99
Wood Roof Upgrades	£1460
Less Wall Unit	- £195
TOTAL	£14663

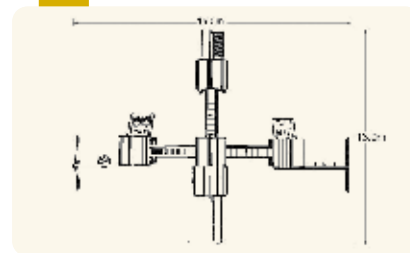
Package 4



Reverse Angle



Plan



Package #4	item price
Mountain Adventurer Clubhouse	£2930
3x Jungle Adventurer Clubhouses	£4395
2x Bridges	£1990
Monkey Bar Connector	£815
3m Wave Slide	£200
4.4m Super Slide	£895
Gangplank	£545
Super Height Rock Wall	£590
Rock Wall	£520
Cargo Net	£260
In-Club Picnic Table	£340
Bottom Clubhouse	£990
Two-position Swing Beam	£570
Tyre Swing Beam	£750
Two Sling Swings	£80
Wood Roof Upgrades	£1825
Less Wall Unit	- £195
TOTAL	£17500



Special Requests and Individual Requirements

We manufacture all these jungle gyms ourselves, and due to the modular nature of our equipment, we are usually able to accommodate special requests or adapt components to fit individual requirements. These changes can often be done at little extra cost so if you have a particular problem to solve why not give us a call?

Photo 1

With a very challenging garden slope to deal with, we built a single Jungle Adventurer on the top section, then custom made a bridge to link to the top deck of a Mountain Adventurer which is built into the steep slope.

Photo 2

This customer already had a Canyon Adventurer clubhouse and swing beam but, with their children getting older, wanted to add a Jungle Adventurer to the package. They took advantage of the garden slope with the bridge sloping slightly to take up the height difference.

Photo 3

Here is a Monkey Climber but with the configuration altered to give an open side to be used as a goalmouth.

Photo 4

In this case we were asked to make the best use of the garden space by siting a pair of clubhouses on a garden wall with a connecting walkway, and then connecting these to another pair built in the normal way. The bridge was specified with solid walls too.

Photo 5

Another super height rock wall, this time along the side of a ladder beam.

Photo 6

In this installation there was not enough room for a standard cargo net so we made a special, smaller one which could be mounted vertically.

Accessories

Here you can customise your jungle gym by adding from our extensive list of accessories and add-ons. Colour choices shown where applicable - Green **G** / Blue **B** / Red **R** / Yellow **Y**. All our ropes are available in these four colours. Swing chain coating in green and yellow only.

The dimensions given in each case are the approximate footprint of the accessory but exact size can vary according to the equipment configuration and the ground conditions. In each case the second dimension given is the distance that accessory extends from the clubhouse.



Make the most of your clubhouse...



Look-out deck

An extra 50% on the standard deck with mini slatted walls at each side and space at the front for the usual accessories. Can be added to any clubhouse system. 1.40m x 0.75m.

£615



Bottom clubhouse

Create a special "quiet" place under the clubhouse deck. Features three walls and a fully planked out floor.

£990



Accessory station

Ideal for when you want to put extra accessories on the clubhouse but have run out of room at the back. This is really four features in one – an angled access ladder at the end gets you onto the 2.4m bridge deck on which a cargo net and rock wall is fitted. 2.30m x 1.75m.

£1700



Base fort (Jungle Adventurer clubhouse)

Solid wood floor, plus three full height walls (two with windows) and a fourth with opening door and latch.

£1450

Make the most of your clubhouse (continued)...



Monkey bar

Vertical and horizontal ladders with climbing rope to test agility and hand-eye co-ordination. 0.55m x 3.05m.

535



Base fort (Mountain Adventurer clubhouse)

Completely enclosing the bottom of a Mountain Adventurer, also with windows, opening door with latch, vertical rock climb and (optional) adapted access wall to top deck. Includes full length solid wood floor).

£2250



In-Club picnic table

Pair of benches and table top fixed under clubhouse deck.

£340



Timber sandbox cover

Two-part timber cover with handles.

£350

Sand not included

How to join one or more clubhouses...



Bridge connector

6x2 joists and planks for maximum strength and handrails with a choice of rope colours 0.60m x 2.45m. **G B R Y**

£995



Monkey bar connector

Hand-over-hand ladder, complete with two access ladders and climbing rope. 0.60m x 2.45m.

£815



Crawl tube

Commercial quality crawl tube in GRP with special wall unit each end. Huge choice of colours. 0.80m x 2.40m.

£1495

Getting up...



Gangplank

Inclined ramp with foot grips and rope handrails. Made from 6x2 joists and planks, choice of rope colours. 0.60m x 2.05m (Canyon). 0.60m x 2.60m (all others).

£545



Cargo net

Angled access net with tough soft-feel rope in choice of colours on a timber frame.

1.20m x 1.15m. **G B R Y**
£260



Rock wall

Angled timber wall with ten green commercial quality "rock" holds.

1.20m x 1.15m
£520



Climbing wall

Angled timber wall with timber slats for grip and a rope to pull yourself up.

1.20m x 1.15m.
£520



Super Height rock wall

For access to 2.1m deck on a Mountain or use it as a vertical rock climb on the side of a Jungle Adventurer clubhouse.

1.20m x 0.60m.
£590



Super Height cargo net

For access to 2.1m deck on a Mountain.

1.20m x 0.60m.
£290



Ladder

4x4 ladder with easy grip round hardwood rungs.

0.55m x 0.20m
£175



Steps

Angled steps with flat treads. Easier climbing for less able users.

0.55m x 0.35m.
£315



Climbing rope and rail

4x4 timber rail with climbing rope in a choice of colours.

0.1m x 0.60m. **G B R Y**
£45



Climbing bars

S-shaped powder coated steel climbing bars.

0.10m x 0.60m. **R**
£195

And down...



Wave slide 2.5m
Superior quality plastic wave slide for 1.2m decks. 0.5m x 2.15m.
G B Y
£150



Wave slide 3m
Same great quality but for 1.5m decks. 0.5m x 2.60m. **G B Y**
£200



Super Slide 3m
Extremely tough polyethylene wave slide for 1.5m decks; use instead of standard wave slide. 0.5m x 2.65m. **G**
£595



Super Slide 4.4m
Super long (4.4m) tough polyethylene wave slide for 2.1m decks. 0.5m x 3.30m. **G**
£895



Enclosed spiral slide
Tube slide for 2.1m decks. 1.60m x 1.90m.
G Y
£995



Firepole
Fireman's pole made from strong powder-coated steel. 0.10m x 0.55m. **R**
£99

Enclosed spiral slide
Tube slide for 1.5m deck. 1.60m x 1.70m. **G**
£595



Your choice of swing beams...



One-position beam
In 6x4 timber; one swing position, can be used on either side of clubhouse (recommended maximum age limit 12 years). 0.10m x 1.15m.
£170



1+1 position beam
In 6x4 timber; one swing each side of clubhouse (recommended maximum age limit 12 years). 0.10m x 3.55m.
£225



Two-position swing beam
6x4 swing beam with double 4x4 uprights, 6x2 ground support and 4x4 angle supports for stability. 2.70m x 2.60m.
£570



Ladder beam

Combines monkey bar with swing beam; option of half wall to access clubhouse from ladder beam. 2.70m x 2.60m.

Do not use monkey bar if someone is on the swings.

£775



Tyre swing beam

6x4 swing beam with double 4x4 uprights, 6x2 ground support and 4x4 angle supports for stability; including tyre on chains and heavy duty swivel. 2.70m x 2.60m.

£750

And the swings to hang on them...



Sling swing

Tough, flexible swing seat on chains.

G B R Y

£40



Flat swing

A traditional style heavy duty flat swing seat on chains. Black only.

£60



Infant swing

Very durable fully enclosed bucket seat on chains for the youngest members of the family. **G B Y**

£69



Toddler swing

Half bucket seat with clip-on safety chain across front.

G B Y

£69



Buoy ball

Inflated ball swing with hardwood bar. **G R**

£175



Gym rings

Plastic gym handles on chains. **G Y**

£30



Trapeze bar

Solid steel bar with soft plastic coating on chains. **G Y**

£35

Gym rings / trapeze bar combo

Combination of rings and trapeze bar on chains. **G Y**

£45



Bench swing

Solid, hand-made adult bench swing; takes up two swing positions.

£745



Nest swing

1.2m diameter nest swing with soft rope covering. Takes several children. Uses both positions on two-position swing beam.

£595



Duo glider

Two-person plastic swing seat complete with pair of mounting brackets. **G**

£165

And the finishing touches



Telescope
Pretend play telescope.
G B Y
£19



Steering wheel
Plastic steering wheel.
G B Y
£19



Basketball hoop
Fit to side of clubhouse
or on a swing beam.
£55




Handles
A pair of plastic handles
to help younger or less
agile users. **G**
£15

Boxing bag

Suspend from swing beam or
separate arm on the clubhouse.
£35



Nameplate
Solid timber nameplate with routed and filled
lettering (not just painted); up to 25 characters.
£175



Bubble panel
Commercial quality
see-through bubble in
coloured panel mounted
on timber frame. **G Y**
£790



Tic Tac Toe panel
Timber framed version of popular noughts and crosses
game; yellow cylinders. Use instead of standard wall or
fit at ground level
£440



Sandbox
Stand-alone sandbox with detachable two part timber lid with
handles. 1.40m x1.40m.
£600
Sand not included



Wood roof upgrade
Replaces vinyl roof
with solid timber.
£365



Tent top
Tough vinyl tent top
replacement. **G B**
£69



Picnic table
Stand-alone picnic
table which also fits
under clubhouse.
1.20m x 0.90m.
£395



Wall
Standard wall
(Includes half wall
and spiral slide wall).
£195
Mini slatted wall on
Lunar Adventurer
and Look Out.
£95

Some Frequently Asked Questions

- How do I choose the right equipment for our family ?

Even if you are shopping for play equipment when the children are very young, please bear in mind that as they grow their abilities and demands will increase. We think these jungle gyms should be a once only purchase - you don't want to have to replace equipment that becomes too flimsy or uninteresting after a few years. With our modular design and vast range you can choose exactly what equipment you and your family want and know that you can keep adding to it in the future.

- What happens if the garden is not flat and level ?

Our systems are designed to cope with uneven ground, and are installed so that the deck and swing beam are always level whatever the slope in the ground. Depending on how severe the slope is this may have implications for swing heights and clearances, so please ask for guidance.

- What happens if we move house ?

All our jungle gyms can be dismantled, taken to the new property and rebuilt. You can even take the opportunity of changing the configuration or adding more accessories if you want. Please request our FOC installation instructions before attempting any dismantling; or we can usually arrange to have it done for you.

- What maintenance do I need to do ?

European Safety regulations require that you check all fixings etc regularly, but apart from that the timber we use requires no ongoing repainting or restaining. An occasional coat of clear water sealer will help bring out the natural beauty of the wood.

- What age children can use these jungle gyms ?

Unlike many companies we do not have maximum age limits; our equipment is strong enough for children of any age, including adults, to use. We recommend that the single and 1+1 swing beams be limited to children under 12. Children should always be supervised on any play equipment; this applies especially to very young children.

- How are these systems different to cheaper sets ?

Simple – superior components, stronger designs and larger timber sections. If you have the chance to compare one of our units alongside one of its competitors you will see where that extra money goes; lots more fixings (and all stainless steel), beautiful smooth-planed timber with rounded edges, chain hangings for swings and really solid build details. There are more details of our design and construction on page 3.

- What about guarantees ?

We are so confident in the durability of our timber that we guarantee it for as long as you own the equipment! All our fixtures come with a 12 month guarantee. (See back cover for details).

- What about installation ?

While most of our customers prefer us to build their equipment, we can provide easy-to-follow illustrated instructions to anyone who would like to install their own jungle gym. Remember, though, that this is big, heavy equipment. Prices depend on the model and accessories; please ask us for the price relevant to your own individual set up.

12 month and Lifetime Warranties:

Subject to ordinary domestic residential use and proper installation Home Front guarantees all parts against failure due to defects in material or workmanship for a period of 12 months from invoice date. Surface rust or cracks on non-structural parts are not defined as defects. Home Front will repair or replace these at our discretion.

In addition, subject to ordinary domestic residential use and proper installation, Home Front guarantees to the original purchaser all timber against failure caused by rot or insect attack for as long as that purchaser owns the equipment. Checking (cracks or splits in timber) is normal for timber climbing frames, is not structural and is not considered a defect. Home Front will repair or replace at our discretion.

Notes:

- 1 Carriage and labour charges are expressly excluded from all guarantees; all dismantling, postage and fitting costs are the responsibility of the customer.
2. Home Front will not be responsible for any incidental damages or costs.
3. Vandalism, abuse, improper installation or usage, minor settlement, weather-related damage or acts of God are excluded.
4. No other fittings except those supplied by Home Front should be added to our play systems.



Prices and specifications are correct at the time of going to press, but Home Front reserves the right to change prices or specifications without notice. Prices include VAT at 20%, and delivery to mainland England & Wales (subject to £100 minimum order value). Installation and fitting is not included. All sales subject to our Standard Conditions of Sale available on request.

For commercial equipment please ask for our separate catalogue with equipment suitable for schools, pubs and other non-residential sites.

© Home Front 2022

Capital Play Limited
Higher Park Farm
Halebourne Lane
Chobham, Surrey.
GU24 8SL
01276 855600
www.capitalplay.co.uk
sales@capitalplay.co.uk

